

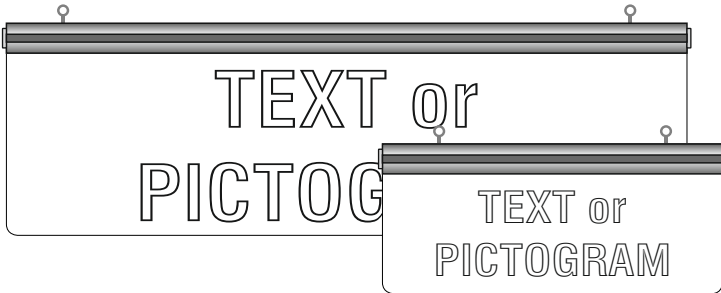
Illuminated sign with pictogram (LT-Kox)

Data	Version	Page
12.20	B	1 von 2

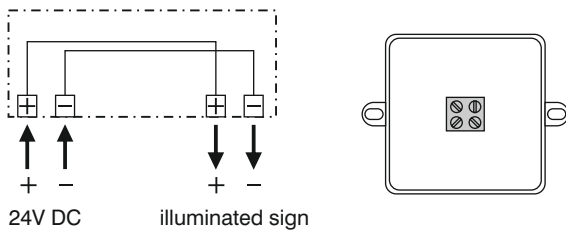
Data sheet LT-Kox_V.20.pdf

Erros and omissions excepted

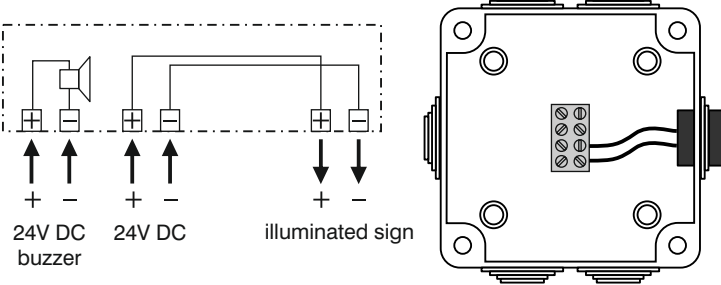
Illuminated sign



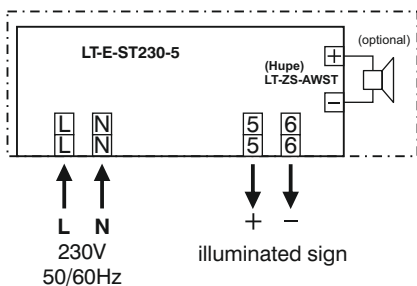
LT-Kox-24 without LT-ZS-AW24



LT-Kox-24 with LT-ZS-AW24



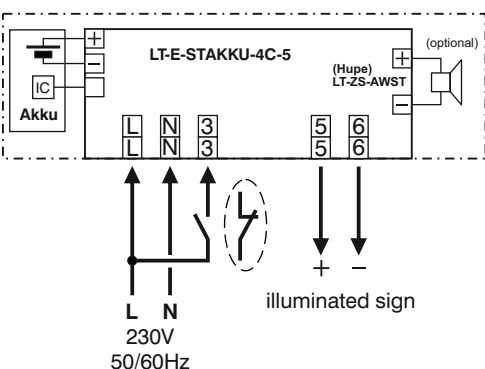
LT-Kox-230



[Data sheet](#)



LT-Kox-AKKU-4C



[Data sheet](#)



Description

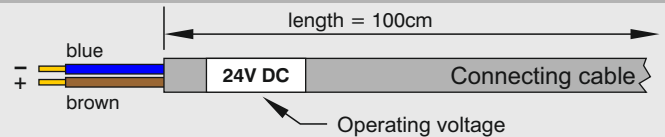
The illuminated sign can be used as a stationary or mobile sign for visual information or alerts, but also for advertising purposes. The engraving as text and/or pictogram is carried out according to specifications. Text engravings are only legible on one side as standard, double-sided legibility is available as an option. The design and function comply with the current version of DIN 4844 for escape sign luminaires.

The illuminated sign is available in three versions.
 LT-Kox-24 direct connection to 24VDC
 LT-Kox-230 external control electronics for operation at 230VAC
 LT-Kox-AKKU-4C external control electronics with battery at 230VAC

When switched on, the illuminated sign up or flashes, depending on the setting on the external control electronics (LT-Kox-230 / LT-Kox-AKKU) or whether a flasher unit is fitted. (LT-Kox-24) The standard light colors RED, YELLOW and the special light colors GREEN, BLUE, WHITE are possible.

Mounting: Suspension via the suspension eyelets that can be moved in the profile. For direct ceiling or wall mounting, the optional mounting brackets (LT-ZS-2ML), available free of charge, must be inserted horizontally or vertically into the profile groove on both sides.

Connection



Technical data:

Protection type	IP	54
Model	VDE	0711/1
Recognition	Type	two-side for 500m ²
Recognition distance	m	40
Power supply voltage	V	230 AC or 24 DC
Control voltage	V	230 AC or 24 DC
Illuminant / durability	Type / h	LED / 50.000
Power LT-K1x / LT-K2x / LT-K3x	W	2,2 / 4,5 / 18
Alert interval	Hz	1
Sound alerting device	dB(A)	> 90 (1m)
Sound alerting power	W	0,6 (...AWST)1,2 (...AW24)

Mounting position	Type	horizontal
Fixation / (with LT-ZS-2ML only)	Type	Pendulum/ (wall/ceiling)
Weight LT-K1x / LT-K2x	kg	0,4 / 1
Connection line	cm	100

Connection box		
LT-Kox-24 without LT-ZS-AW24	mm (W/H/D)	75/75/36
LT-Kox-24 with LT-ZS-AW24	mm (W/H/D)	108/108/58
LT-Kox-230	mm (W/H/D)	108/108/58
LT-Kox-AKKU-4C	mm (W/H/D)	108/108/58

Label / Approva CE / TÜV-SÜD

LT-Kox-230 / LT-Kox-AKKU-4C: Observe data sheets!

Oder code:

LT-Kox-24 Illuminated sign, connection box, without control, for 24VDC
 LT-Kox-230 Illuminated sign, connection box, control for 230VAC
 LT-Kox-AKKU-4C Illuminated sign, connection box, control for 230VAC, battery

- o = Sign size: 1: 305x147mm 2: 605x187mm 3: 2005x252mm
- x = Illuminated color: R: red Y: yellow G: green B: blue W: white

LT-ZS-AWST	Buzzer for LT-Kox-230 and LT-Kox-AKKU
LT-ZS-AW24	Buzzer for LT-Kox-24
LT-BLINK	Flasher unit integrated in aluminium profile for LT-Kox-24
LT-ZT-Ko	Two-sided readable text engraving - Black separating foil
LT-ZT-Ko-W	Two-sided readable text engraving - White separating foil
LT-E-SCHILD-1x	Replacement / additional illuminated sign 300 mm
LT-E-SCHILD-2x	Replacement / additional illuminated sign 600 mm
LT-ZS-2ML	2x Installation flaps for wall and ceiling mounting

(1) = Fixing distance by using mounting flaps LT-ZS-2ML

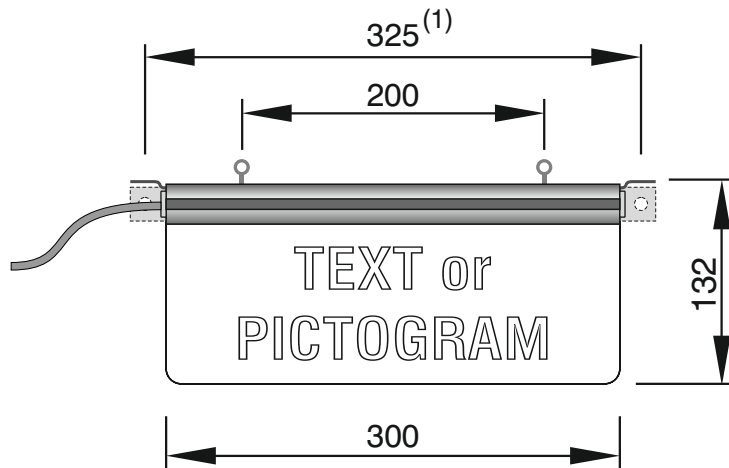
Data	Version	Page
12.20	B	2 von 2

Data sheet LT-Kox_V.20.pdf

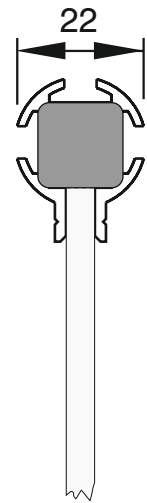
Errors and omissions excepted

Dimensions in mm

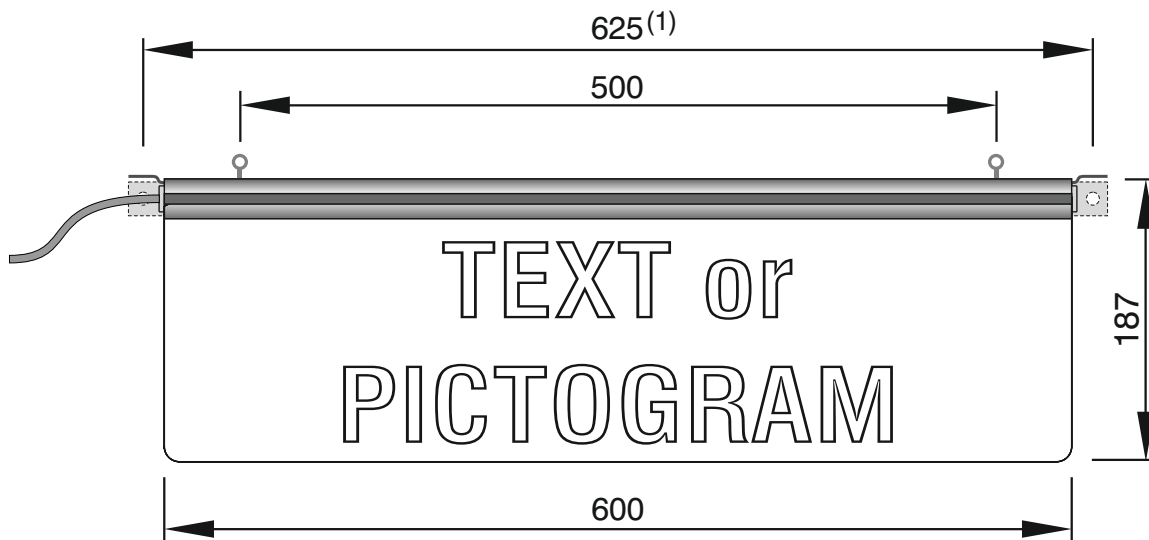
Illuminated sign LT-K1x



Illuminated sign Aluprofil



Illuminated sign LT-K2x



Illuminated sign LT-K3x

